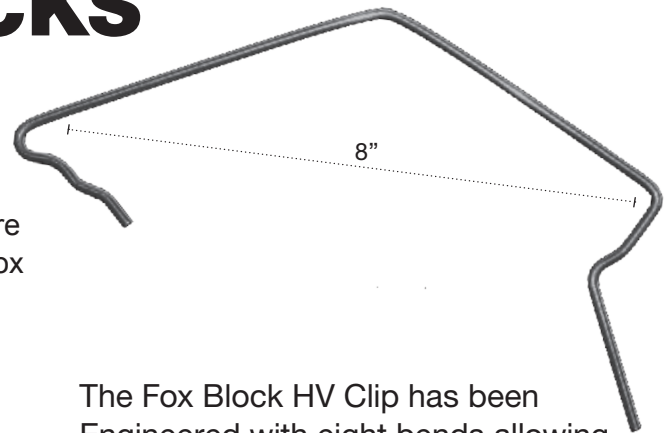


THE FOX BLOCKS HV CLIP



Contractors have asked for a wire clip to secure their Fox Block jobs together so the team at Fox Blocks went to work designing one. Fox Block ties are Engineered to be perfectly balanced, spaced at 8" o/c Horizontally and Vertically, to give flat walls post concrete. This allowed us to put all of our design into one wire clip which helps everyone with only one sku.

The Fox Block HV Clip has been Engineered with eight bends allowing one clip to work horizontally or vertically.

HV CLIP PLACEMENT:

BOTTOM ROW:

Horizontally across every joint **1**

CORNERS:

Horizontally across each joint **1**

Vertically on first ties **2**

TOP ROW:

Horizontally across every joint **1**

Vertically on second tie from every joint **3**

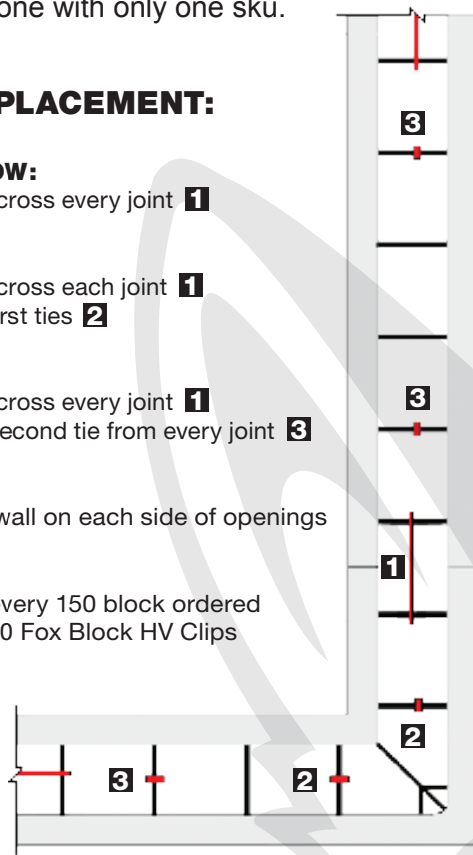
OPENINGS:

Vertically up wall on each side of openings

BUDGET:

One box for every 150 block ordered

One box = 250 Fox Block HV Clips



FOX BLOCK HV CLIP POSITIONS




Vertical Clips in Place



Horizontal Clips in Place

Note: You can skew the HV Clip a notch or two for an even tighter fit, if needed.

FOX BLOCK HV CLIP BEING USED ON JOBS



Vertical & Horizontal Clips in place close to corner



Showing HV Clips holding down a top row that has been cut down to +/- 8" in height

Using the Fox Block HV clip eliminates the need for truss wire completely on your jobs. The result is that for about 1/2 the cost of the truss wire you will get a stronger and straighter job.



Product Label